

# PREPARING THE PIPE TRADES OF TOMORROW TODAY

KENNY WAITE  
UF TREEO INSTRUCTOR and  
HIGH SCHOOL PLUMBING TEACHER



HOW CAN WE ENSURE PIPE TRADE WORKERS IN OUR COMMUNITY ARE MAKING ETHICAL DECISIONS?

HOW CAN WE PREPARE THE PIPE TRADES OF TOMORROW TODAY?

Kenny Waite

- Over 30 years in plumbing
- State Certified Master Plumber in Florida
- UF/TREEO certified tester in 2000
- UF/TREEO Center Backflow Instructor
- Former Backflow Tech for Hillsborough County Schools
- Plumbing Teacher for Hillsborough County Schools



SCHOOL DISTRICT OF HILLSBOROUGH COUNTY

- 7<sup>th</sup> Largest District in the Nation
- Over 300 facilities
- Over 200 school sites
- Over 1500 Backflow Prevention Assemblies



## How it all began.

- Recession 2008
- Researched current spending on backflows
- \$27.00 X 1500 = \$40,500
- If its sounds too good to be true, it probably is!



- ✓ Researched the inventory of installed assemblies
- ✓ Replacements vs. repairs
- ✓ Submitted the idea
- ✓ Hired as Backflow Inspector (testing only)


## NEED FOR SAVINGS

- Backflows were installed in areas that did not need a backflow assembly (inactive meters and water heaters)
- Same backflow assemblies tested by City and County
- Sites were not tested in an efficient sequence
- A need for site surveys

# Findings

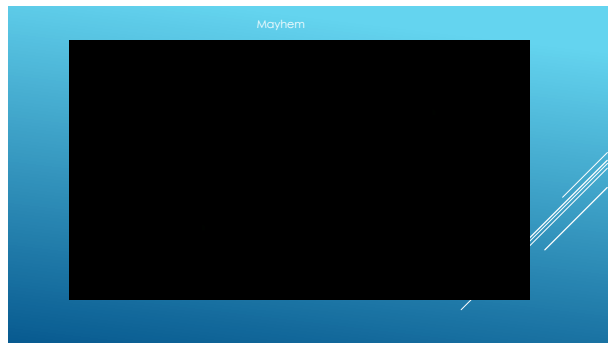



- Asked purveyors for additional time
- Surveyed the sites
- Created a map of the sites
- Developed a calendar to ensure all assemblies were tested in a calendar year with time for repairs as needed.
- Set up testing in a logical order.









DELETED DEPARTMENTS		FACILITIES DIVISION ATTACHMENT #6	ANNUAL SAVINGS
Resource Management Department		General Manager	\$1,800,000.00
		Executive Secretary	\$38,507.08
MAINTENANCE REORGANIZATIONS			\$350,000.00
MERGED DEPARTMENTS			\$71,055.24
Furniture Maintenance / Portables			
Accounting Functions			
OUTSOURCED			\$1,050,271.00
Networking			
BROADBAND IN-BUILDING			\$1,000,000.00
Backbone Provisioning			
FACILITIES DELETIONS			\$600,000.00
Site Survey Tech			\$200,000.00
Construction Inspectors			\$200,000.00
Facilities Mgr			\$200,000.00
Asset Specialist (January 2012)			\$100,000.00
TOTAL SAVINGS			\$3,659,117.08

**Results**

SDHC School Board Meeting  
12/13/2011

## WHY IS THIS SO IMPORTANT?

- MONEY SAVING
- EFFICIENT
- SAFETY

**Do The Right Thing**

★ MOST IMPORTANTLY- IT'S THE ETHICAL THING TO DO

### Plumber salary

The average Plumber salary in the United States is \$56,285 as of July 30, 2019, but the range typically falls between \$48,954 and \$64,392. Salary ranges can vary widely depending on many important factors, including education, certifications, additional skills, the number of years you have spent in your profession.

Job Title	Average Salary
Plumber Journeyman	\$45,000
Lead Plumber	\$71,000
Plumbers and Plumber Helpers	\$30,000
Plumber Maintenance Technician	\$48,000
Journeyman Plumber Installer	\$63,000
Plumber	\$40,000
Plumber Plumber	\$52,000
Plumber and Steamfitter	\$40,000
Residential Service Plumber	\$85,000
Plumber	\$85,000
Journeyman Commercial Plumber	\$37,000
Residential Service Plumber	\$85,000
Plumber	\$23,000
Water Plumber	\$58,000
Plumbing Technician Plumber	\$152,000
Plumber Plumber	\$41,000

Reference:  
[www.salary.com/research/salary/benchmark/plumber-salary](http://www.salary.com/research/salary/benchmark/plumber-salary)

### U.S. Bureau of Labor Statistics

#### Job Outlook

Employment of plumbers, pipefitters, and steamfitters is projected to grow 14 percent from 2018 to 2028, much faster than the average for all occupations.

Most demand for plumbers will stem from new construction and the need to maintain and repair plumbing systems in existing residences and other buildings. Employment of sprinklerfitters is expected to increase as states continue to adopt changes to building codes that require the use of fire suppression systems.


#### Job Prospects

Overall job opportunities are expected to be good, and many plumbers, pipefitters, and steamfitters will be needed to replace those who are expected to retire over the next 10 years. Workers with knowledge of Building Information Modeling (BIM) should have the best job opportunities as integrated building-planning abilities increase in demand.

As with other construction workers, employment of plumbers, pipefitters, and steamfitters is sensitive to fluctuations in the economy. On the one hand, workers may experience periods of unemployment when the overall level of construction falls. On the other hand, shortages of workers may occur in some areas during peak periods of building activity.

Occupation	Percent Change
Plumbers, pipefitters, and steamfitters	14%
Construction trades workers	10%
Total, all occupations	5%

Note: All occupations include all occupations in the U.S. economy.  
Source: U.S. Bureau of Labor Statistics, Employment Projections program



## Why Students Drop Out

Reason	Percentage
Need to Go to Work	71%
Could Not Afford	52%
Bored/Did Not See Value	45%
Family Obligations	41%
Too Difficult	34%

The Gates Foundation asked college students who had dropped out what factors motivated their decision. Of all the possible factors, the highest responses were primarily financial.

Value Colleges



## Work Ethics

- Important to have
- For you and your employees
- Long term results
- Know the code and follow it
- Safety for your customers
- Always remember to do the job right!



thank  
you!

